

infographic

The Cost of a Bad Manager




Employee turnover costs US companies¹
\$1 Trillion dollars per year.



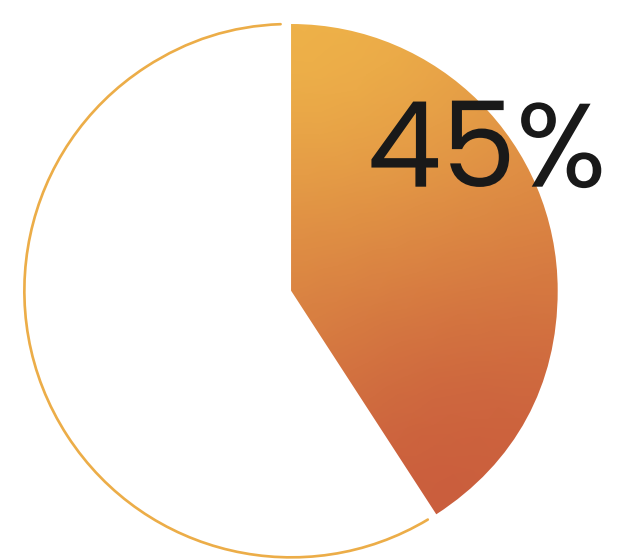
The average turnover rate across all industries² is **33%**




Employees are **37%** more likely to leave their company if they have a *negative perception* of their manager.³



That puts the average *turnover* of employees with a *bad manager* at **45%**



The typical cost of *losing an employee*⁴ is **33% of their salary.**



The turnover cost for having bad managers at a company with 1000 employees and a median salary of \$55k is \$2,214,300 greater than average turnover costs.

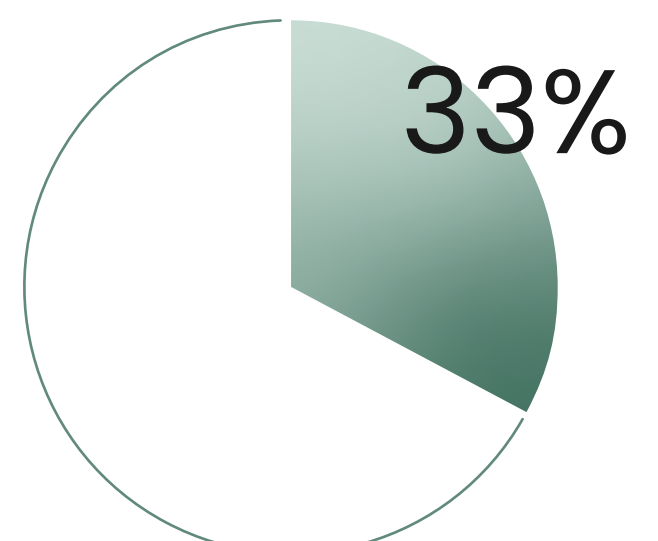
1000
Employees

\$55k
Median Salary

\$2,214,300
greater than average
turnover costs



33% of companies found *higher employee retention* as one of the *top outcomes* from employee engagement initiatives.⁶



Calculate your company's cost of having a bad manager at
decisionwise.com/cost-of-a-bad-manager



1) Gallup <https://www.gallup.com/workplace/236051/real-value-getting-exit-interview-right.aspx>

2) The Bureau of Labor Statistics <https://www.bls.gov/bls/news-release/jolts.htm#2022>

3) A DecisionWise study was conducted with 22,310 employees from seven different companies.

4) SHRM <https://www.shrm.org/hr-today/news/all-things-work/pages/to-have-and-to-hold.aspx>

5) The Bureau of Labor Statistics <https://www.bls.gov/news.release/wkyeng.t01.htm>

6) Based on results from 180 companies. "2018 State of Engagement Report"